


250mW, 1206 表面実装減衰器  
 SURFACE MOUNT 50 ohm  
 RF ATTENUATORS  
 RFA1206



特長用途

RFA1206 (3.2mm x 1.6mm) は、小型で定格電力 250mW、平衡形高性能の表面実装電力減衰器、DC-5.0GHz において、特性インピーダンス 50Ω、の高性能減衰器。

RFA1206 は、鉛フリー構造、RoHS 適合。  
 減衰量は、6dB, 8dB, 10dB, 20dB

アイソレータ終端器、電力増幅器のパワー検出、高速LSI 試験装置の信号制御、理化学機器、分析装置、医用電子機器のパワー減衰器、宇宙航空機器として。

6dB, 8dB, 10dB, 20dB 以外の減衰量の製品については、当社に問い合わせてください。

Features and Applications

Small size (1206), high performance, balanced attenuator. 6db, 8db, 10db, 20db are available.

250mW power handling.

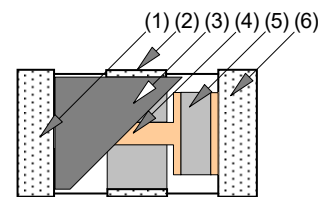
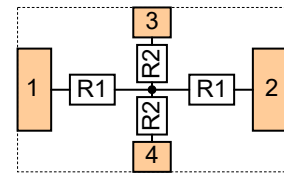
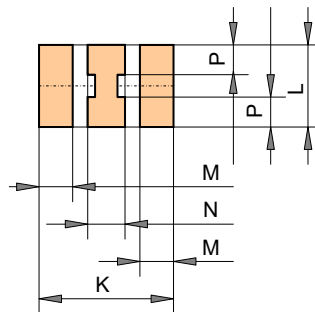
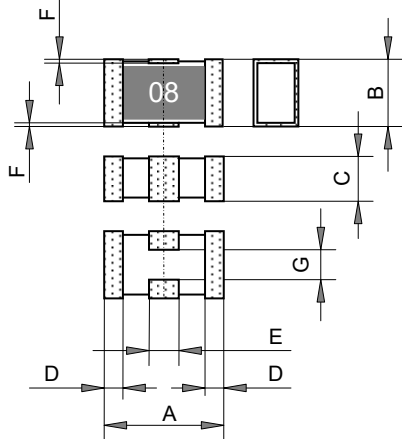
50 ohm characteristic impedance and wide frequency range Dc to 5.0GHz.

Pb free, RoHS compliant and BeO free configuration.

Long life and temperature stability by thin film technology

Applications include power detect circuit of isolator, gain control circuits, isolation circuits of power boost amplifiers at GHz, loss compensation of transmission line of data communication systems, detecting signal control of ATE-LSI test system-circuit board functional test systems, industrial measurement electronics, medical scientific electronics and aero space.

寸法他 Dimensions, Materials, Foot Pattern and Pin#

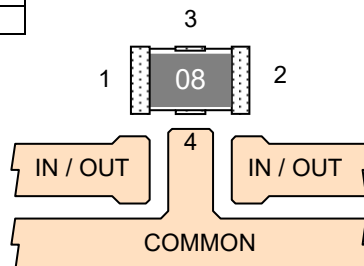


	inch	mm	Tol (mm)
A	0.126	3.20	+/-0.08
B	0.063	1.60	+/-0.08
C	0.025	0.63	+/-0.08
D	0.020	0.51	+/-0.08
E	0.032	0.81	+/-0.08
F	0.009	0.23	+/-0.08
G	(0.032)	(0.81)	+/-0.08

	inch	mm	Tol (mm)
K	0.142	3.60	+/-0.08
L	0.079	2.00	+/-0.08
M	0.036	0.90	+/-0.08
N	0.039	1.00	+/-0.08
P	0.031	0.80	+/-0.08

	Substances、部位	Materials、材質
(1)	Input Conductor 入力端子	Cu-Ni-Tin plating
(2)	Side Conductor 側面端子	Cu-Ni-Tin plating
(3)	Passivation 保護膜	Epoxy resin
(4)	Inside Conductor 内部導体	Ni-Cr Cu sputtering
(5)	Thin Film Resistor 抵抗体	Ni-Cr alloy
(6)	Output Conductor 出力端子	Cu-Ni-Tin plating

Note: Side conductor is build on ALN substrate and sputtering Ni-Cr, sputtering Cu, electro-plated



250mW, 1206 表面実装減衰器

SURFACE MOUNT RF ATTENUATORS, 250mW

RFA1206

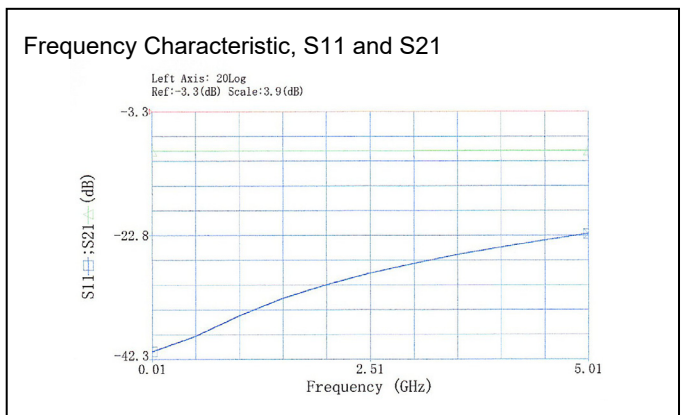
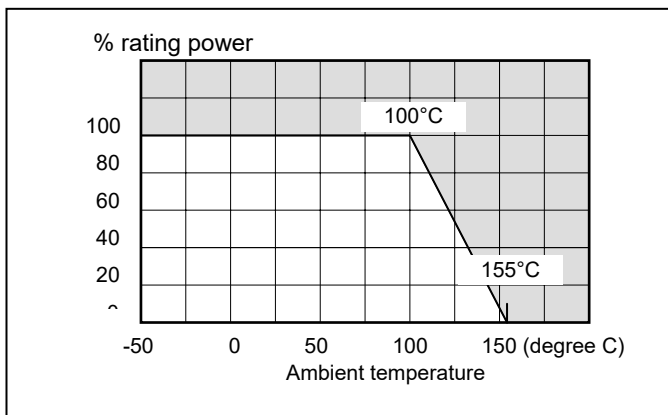
品目番号 Ordering Information

Type	---	Attenuation	Code	Note
RFA1206	---	20dB	Z01	
RFA1206	---	6dB	Z00	Bulk
		8dB	Z01	Tape and reel
		10dB		
		20dB		

仕様 Specifications

Items	Specifications	Conditions
Attenuation 減衰量	6db, 8db, 10db, 20db	
Attenuation tolerance 減衰量許容差	+/-0.4dB	Output DC volt in terminating out put with resistor when stable 1V DC volt source connect to input.
Characteristic Impedance 特性インピーダンス	50 Ohms	
Tolerance of Impedance インピーダンスの許容差	+/- 2%	Input DC resistance in terminating output with resistor.
TC of Impedance インピーダンス温度依存性	+/- 50ppm/°C	TC of input DC resistance in terminating output with resistor.
TC of Attenuation 減衰量の温度依存性	+/- 50ppm/°C	TC of output DC volt in terminating out put with resistor when stable 1V DC volt source connect to input.
Rating Power 定格電力	250 mW	Input Power
Rating Temperature 定格温度範囲	-55-100 °C	
Soldering Heat はんだ耐熱性	+/- 1%	350C, 3 seconds dipping.
Soldering capability はんだ付性	95% covered	
Humidity 耐湿負荷	+/- 1% impedance	Input DC resistance change Under condition of 40C temp and 90-95%RH, rating power ON-90min, OFF-30min, 1000h
Load Life 負荷寿命	+/- 1% impedance	Input DC resistance change. Under condition of 70C temp, rating power ON-90min, OFF-30min, 1000h
Operating Temperature 動作温度範囲	-55 °C - +155 °C	
Storage Temperature 保存温度範囲	-55 °C - +80 °C	

負荷軽減曲線 Derating



Transformation:  $VSWR = \frac{1+|\Gamma|}{1-|\Gamma|}$  .....  $|\Gamma| = 10^{\frac{S11}{20}}$   $|\Gamma| = \frac{VSWR - 1}{VSWR + 1}$  .....  $S11 = -(20 \log |\Gamma|)$

20201101