


小型ブレーキ抵抗

MBH / MBV

3000, 3600, 5000, 7200, 9600, 10800

Braking Wire Wound Resistors



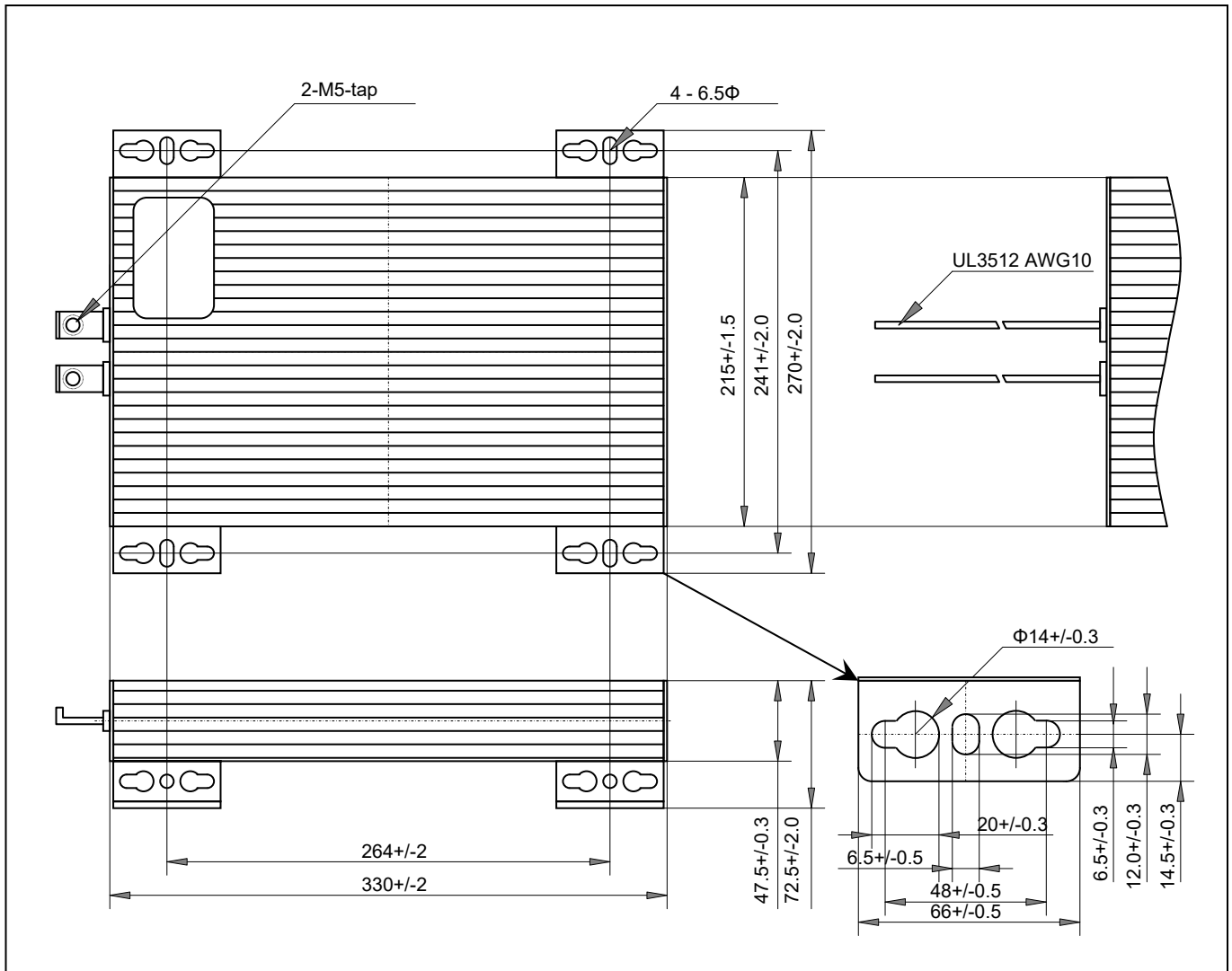
特長・用途

110W-2900W (金属板取付) メタルクラッド巻線抵抗器
 引き抜き加工したアルミ合金筐体は重負荷に耐える強度を備えています。最小抵抗値は 0.4Ωから、絶縁耐電圧は 3500VAC、金属タブ端子、ワイヤー端子に対応できます。
 多くのハイパワーエレクトロニクス機器の高調波フィルタ抵抗、ブレーキ抵抗、風力発電のスライド抵抗

Features and Applications

3000W to 10800W (on chassis) metal clad wire wound braking resistors, small sized.
 Excluded aluminum housing provides strong mechanical structure. Minimum resistance value of 0.4 ohm and up to 3500V AC insulating voltage. Metal tab terminals and wire leaded terminals are available. Thermostat and terminal box are optional.
 Application includes sliding rate resistor, braking resistor and harmonic filter resistor of the windmill generator and power electronics.

外形寸法 Dimensions (mm, scale 1/4), MBH 3000



小型ブレーキ抵抗 Braking Wire Wound Resistors

MBH / MBV

品目番号 Ordering Information

Type	Identification	Resistance	Tolerance	Terminals	Voltage
MBH	3000	50 ohm	J	TAB	3500V
MBH	3000	> 0.4ohm - 150ohm	+/-5% (J)	TAB (metal)	1500V
MBV	3600	> 0.5ohm - 170ohm	+/-10%(K)	FL xxx mm (Fly wire)	2500V
	5000	> 0.6ohm - 180ohm			3500V
	7200	> 0.7ohm - 200ohm			
	9800	> 0.8ohm - 220ohm			
	10800	> 1.0ohm - 240ohm			

定格電力とパルス電力特性と抵抗値範囲

Rated Power and Pulse Power

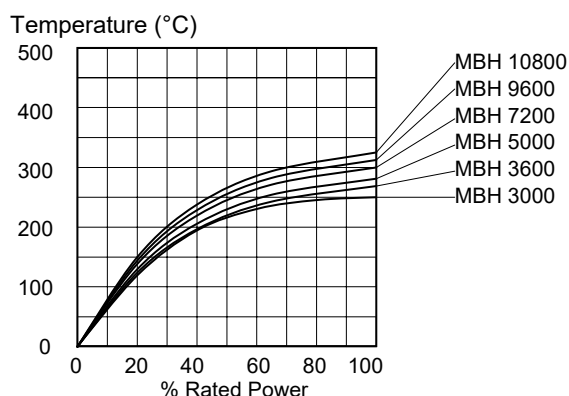
Type	Rated Power in @25°C	Pulse Power (kW)				Resistance Value (ohms)	Resistance Tolerance
		5%CD	10%CD	20%CD	40%CD		
MBH/MBV 3000	1100 W	17.5	8.5	4.5	2.0	0.4 - 150	5% or 10%
MBH/MBV 3600	1300 W	20	10	5.5	2.5	0.5 - 170	
MBH/MBV 5000	1500 W	24	12	6.0	3.0	0.6 - 180	
MBH/MBV 7200	2000 W	35	16	8.0	4.0	0.7 - 200	
MBH/MBV 9800	2500 W	40	20	10.0	5.0	0.8 - 220	
MBH/MBV 10800	2900 W	46	23	11.5	6.0	1.0 - 240	

*CD: cycle duration of 120 seconds

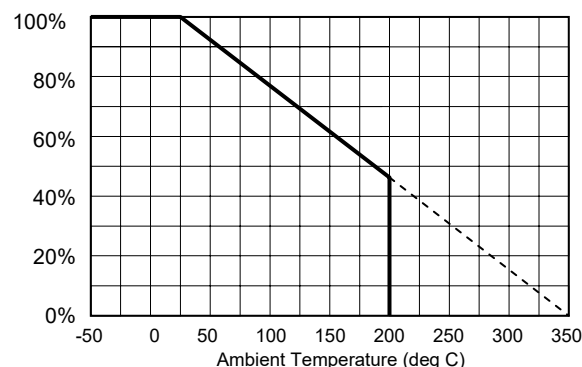
性能仕様 Performances

Operating Temperature, Ambient	----	-55 °C to +200 °C
Insulation Resistance	----	Minimum 20Meg Ohm
Dielectric Withstanding Voltage	----	AC 1500V, 2500V, 3500V for 1 minutes – leakage current 2mA
Temperature Coefficient	----	+/- 200 ppm/K in maximum
Short Time Overload	+/- 5.0%	5 to 10 times rated power – 5 to 10 seconds
Moisture Resistance	+/- 3.0%	40 °C, 95%RH, DC100V case-terminal, 500 hours
Thermal Shock	+/- 3.0%	Power rating 30 minutes – minus 40 °C 15 minutes
Humidity	+/- 3.0%	40 °C, 95%RH, 0.1 rated power 1.5 hours on, 0.5 hours off, 500 hours
Load Life	+/- 5.0%	Rated power, 1.5 hours on 0.5 hours off, 500 hours
Net Weight	7.2kg	MBH3000

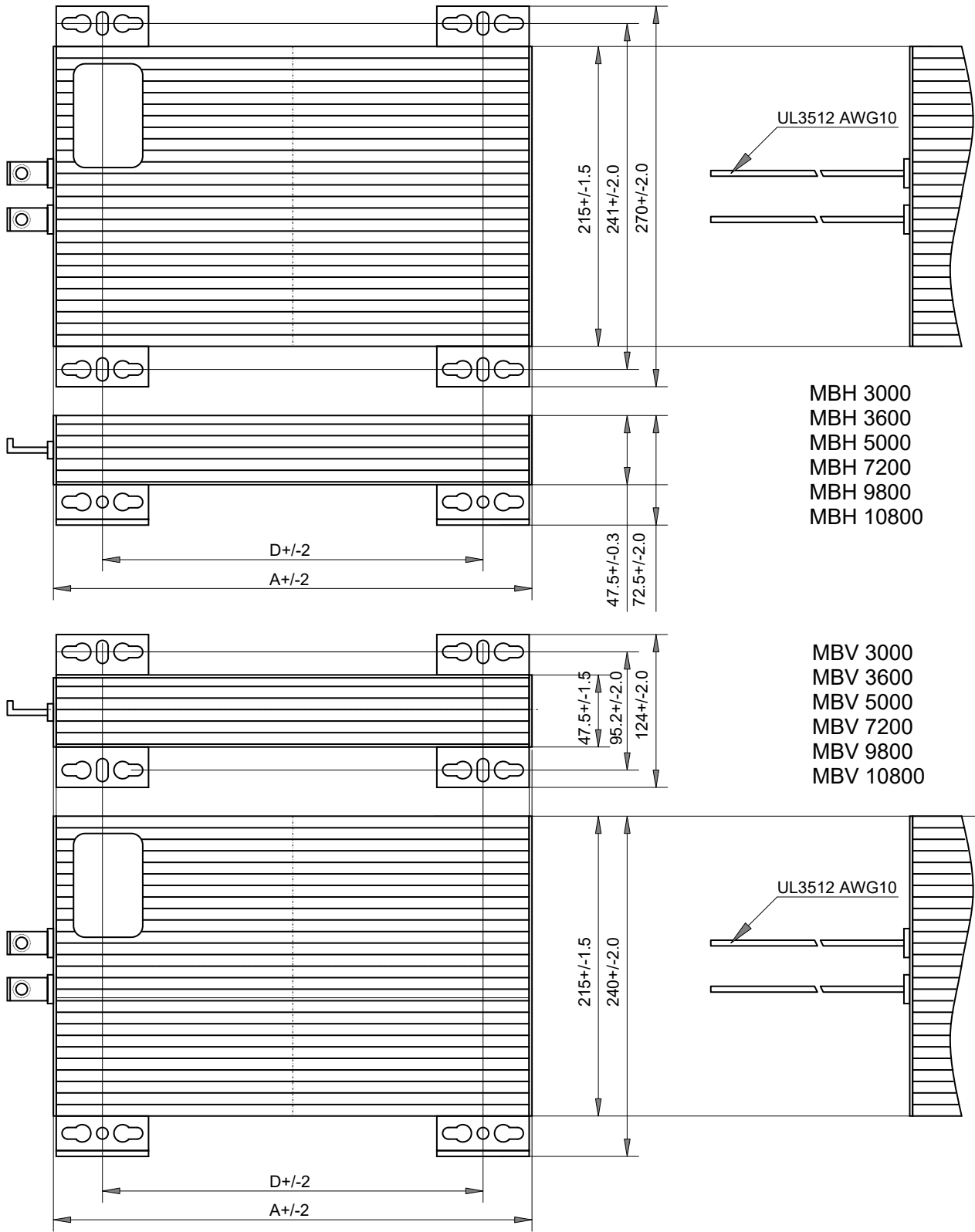
温度上昇 Surface Temperature Rise (°C)



負荷軽減 Derating (% Rated Power)



Braking Wire Wound Resistors, MBH / MBV



- MBH 3000
- MBH 3600
- MBH 5000
- MBH 7200
- MBH 9800
- MBH 10800

- MBV 3000
- MBV 3600
- MBV 5000
- MBV 7200
- MBV 9800
- MBV 10800

	A	D	Weight (kg)
MBH / MBV 3000	330	264	7.2
MBH / MBV 3600	400	334	8.2
MBH / MBV 5000	450	394	9.0
MBH / MBV 7200	560	494	10.5
MBH / MBV 9800	660	594	12.0
MBH / MBV 10800	760	694	13.5