


800W – 8kV INSULATION
 WATER COOLING
 CHASSIS MOUNTING
 NON-INDUCTIVE,
 HIGH VOLTAGE,
 HIGH POWER RESISTORS



RPU800

特長・用途

小型、10kV 耐電圧、5kV-30kHz 部分放電電圧、水冷、強制空冷放熱シャーシ取付方式の800W 高電力抵抗器。

直列インダクタンスは少なく、パルス回路、高周波回路に最適。

2 個の M4 ねじにて簡単に実装が可能。

抵抗器の高さは 25mm ときわめて低く、端子の数は、2 個
 インバータ電源装置、パルス電源装置、高周波増幅器、ハイエンド P A システム、パワーエレクトロニクス機器の、高調波フィルタ抵抗、スナバ抵抗、サージ吸収抵抗、ゲート抵抗、フリーダ抵抗、負荷抵抗、ダンピング抵抗に適合。

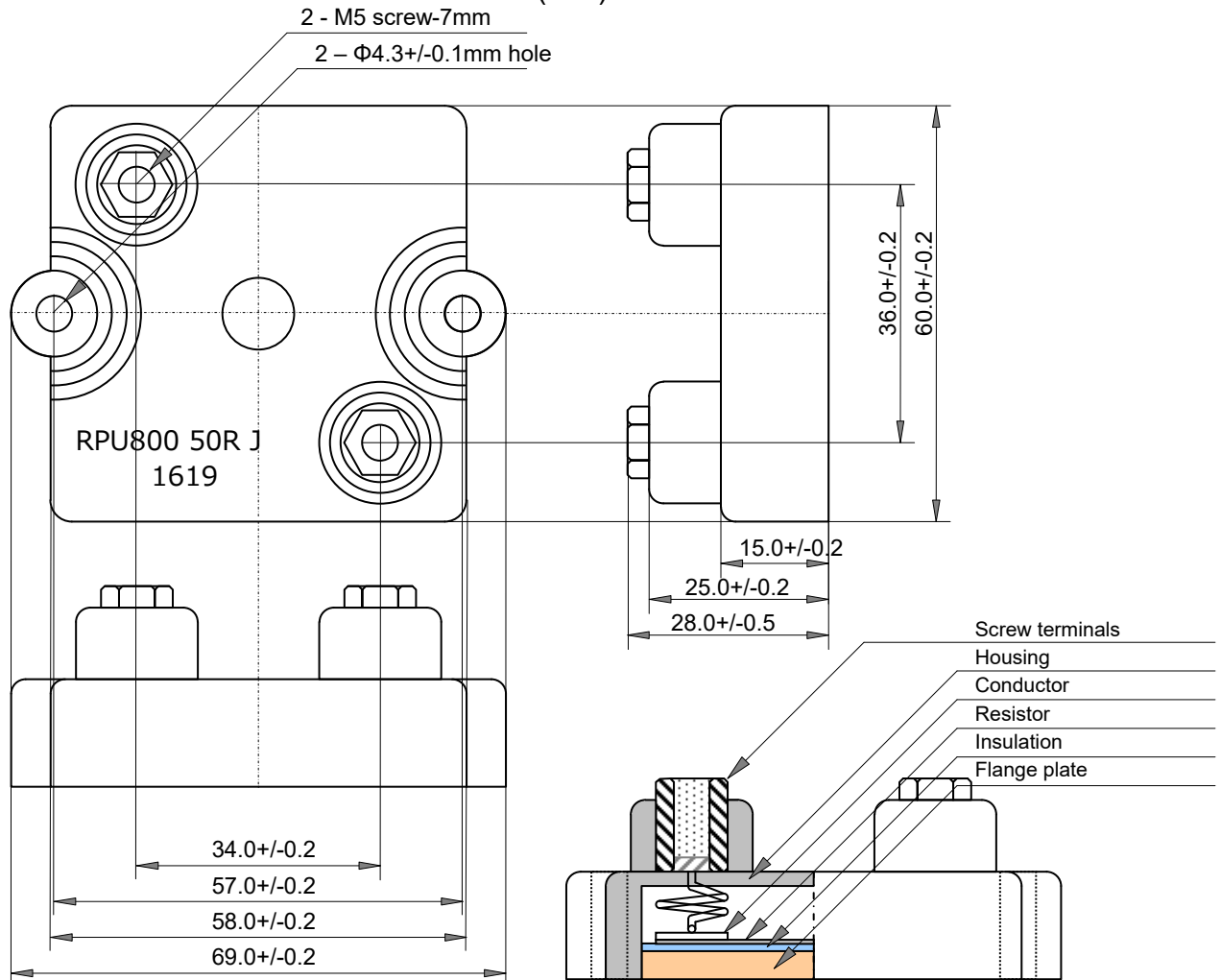
Features and Applications

Low profile flat type, 800W high power resistor. Attaching large air-cooled heat sink or water-cooling necessary. 10kV insulating voltage and starting voltage of 5kV - 30kHz partial discharge.

Higher density packing, vibration-proof, insulation withstand voltage and perfect heat dissipation possible.

Applications include snubber resistors, surge protection, breeder resistor, harmonic filter resistor, dummy load, gate resistor, dumping resistor for power supplies, pulse generators, high frequency amplifiers, theater audio equipment, etc.

外形寸法と構造 Dimensions and Structure (mm)



800W

RPU800

CHASSIS MOUNTING NON-INDUCTIVE HIGH POWER RESISTORS

品名呼称 Ordering Information

Type RPU800	TCR ---	Resistance 101	Tolerance J	Code Z00	Note
RPU800	---	101	J (5%)	Z00	RoHS, Box Package
		E24+ (*)			

(*) Standard resistance value, E24+

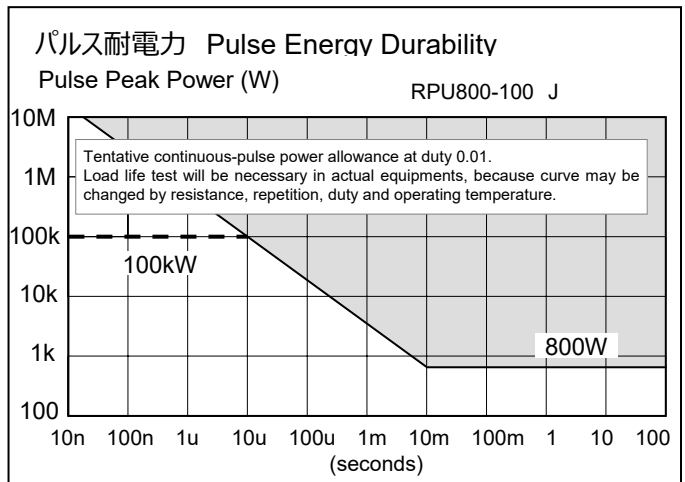
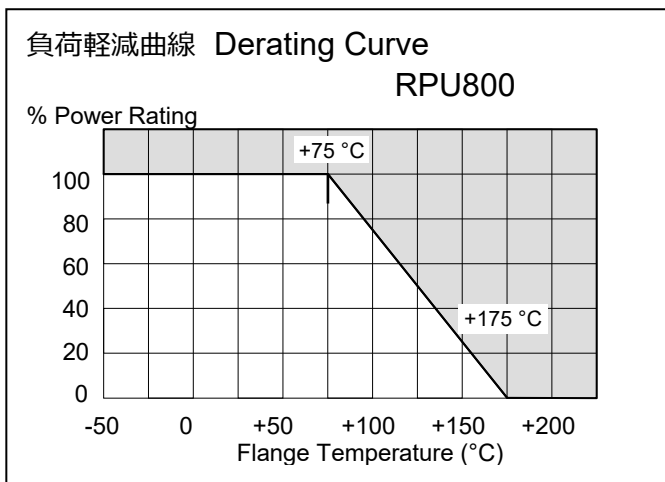
1.0	1.1	1.2	1.3	1.5	1.6	1.8	2.0	2.2	2.4	2.5	2.7	3.0	3.3
3.6	3.9	4.0	4.3	4.7	5.0	5.1	5.6	6.2	6.8	7.5	8.0	8.2	9.1

性能 Specifications and Performances

Items	Performances	Conditions
定格電力	Rated Power	800 W At flange temperature -55 to +75°C
短時間過負荷	Short-time Overload	1000 W 5 seconds
熱抵抗	Heat Resistance	0.10 °C /W From resistor to flange
抵抗値	Resistance Range	0.5ohm to 1 Mohm
抵抗値	Nominal Resistance	E24+ Additionally, 2.0 and 5.0.
温度係数	TCR	+/-100 ppm/K (A) At 1.0ohm-1Mohm, +/-200ppm/°C at <1.0ohm, for -55 to +155 °C
許容差	Tolerance	+/-5% (J)
動作温度範囲	Operation Temp.	-55°C to +155 °C At resistor element surface
最高使用電圧	Max. Applied Voltage	5000V or $E = \sqrt{P \cdot R}$ P shows rated power (W), R resistance value (ohm), E voltage (V)
絶縁耐電圧	Insulation Voltage	8000 V - 50Hz 60 seconds between terminals and flange. Leak current below 0.5mA
部分放電電圧	Partial Discharge	5 kV - 30 kHz Zero count
キャパシタンス	Capacitance	73 pF Resistor terminal - flange
インダクタンス	Inductance	108 nH Resistor terminal - Terminal
キャパシタンス	Capacitance	25 pF Resistor terminal - Terminal
縁面距離	Creeping distance	42mm
空間距離	Air distance	14mm
負荷寿命	Load Life	ΔR +/-0.40 % Continuous power 1000hours.
耐湿性	Humidity	ΔR +/-0.25 % 60 °C, 90 to 95%RH, DC0.1W, 1000hours.
温度サイクル	Temperature Cycle	ΔR +/-0.20 % -55 °C, 30 min., +155 deg C 30min., 5 cycles.
絶縁抵抗	Insulation Resistance	Over 10 GΩ Between terminals and flange., DC 1000V
耐振性	Vibration	ΔR +/-0.25 % Note 2
難燃性	Flammability	UL94V-0 For resistor body
重量	Weight	120 grams

Note 1: Torque: Mounting 1.8 Nm-M4, contacts 2.0Nm-M5 recommend.

Note 2: IEC60068-2-6, displacement 0.75mm or acceleration 100m/sec², 10Hz-54Hz sweep, 10 cycles X-Y-Z direction.



Note: