


100W, 5kV, 薄型高電力抵抗器
100W

CHASSIS MOUNTING FLAT
HIGH POWER RESISTORS
RPL100

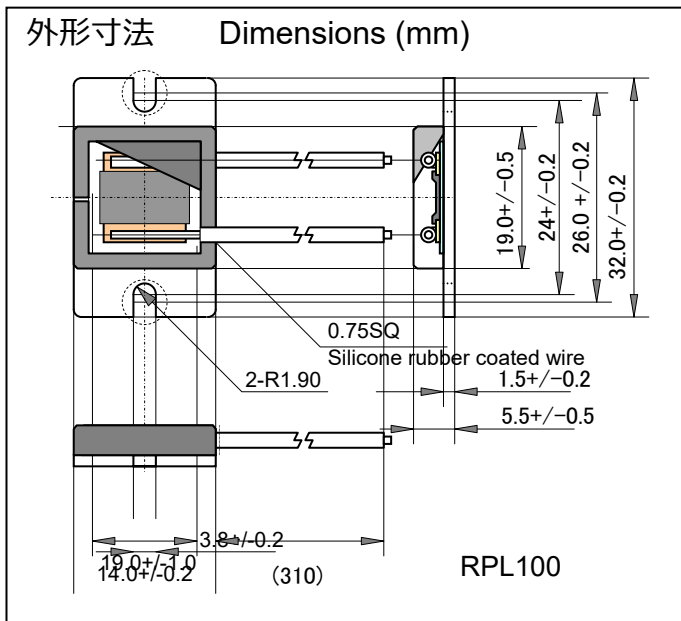


特長・用途

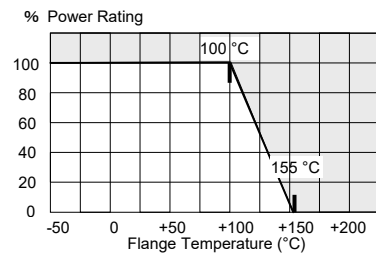
ワイヤーリード端子、薄型、5kV 耐電圧試験、放熱シャーシ取付方式の 100W 高電力抵抗器。
小型ですから、直列インダクタンスは少なく、パルス回路、高周波回路に最適。
2 個の M4 ねじにて簡単に取り付けることが可能。
抵抗器の高さは 5.5mm ときわめて低く、端子は、長さ 300mm、AWG#20 ワイヤ、端子の数は、2 個
パワーエレクトロニクス機器の、フィルタ抵抗、スナバ抵抗、サージ抵抗、ゲート抵抗、ブリーダ抵抗、負荷抵抗、ダンピング抵抗など。

Features and Applications

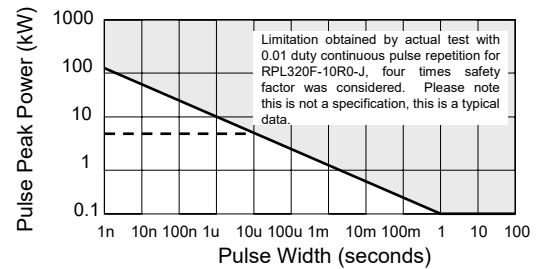
Fly wire leads, flat type, 100W high power resistor. Attaching an air-cooled heat sink or water-cooling necessary. Rated power is 100W. Higher density packing, vibration-proof, insulation withstand voltage and perfect heat dissipation possible. Applications include harmonic filter, snubber resistors, surge protection, breeder resistor, dummy load, gate resistor, dumping resistor for automotive electronics, power supplies, high frequency amplifiers, etc.



Derating Curve



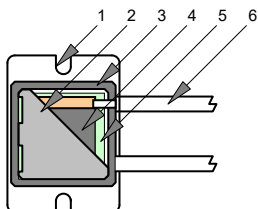
Pulse Durability, RPL100



Performances

	Performances	Conditions
定格電力	Rating Power 100 W	At flange temperature -55 to +100 °C
熱抵抗	Heat Resistance 0.5 °C/W	From resistor to flange
抵抗値	Resistance Range 0.1 Ω to 51kΩ	Lowest 0.1 ohm is available, call factory
抵抗値	Normal Resistance E24+	Modified E24, additionally, 2.0 and 5.0
温度係数	TCR +/-100 ppm/K (A)	For -55 to +155 °C
許容差	Tolerance +/-5% (J)	
動作温度範囲	Operation Temp. -55 to +155 °C	At flange element surface
最高使用電圧	Max. Applied Voltage $E = \sqrt{P \cdot R}$ or 1000V	
絶縁耐電圧	Withstanding Voltage 5000 VAC	60 seconds, leak current below 0.5mA
負荷寿命	Load Life ΔR +/-1.0 %	Continuous power 1000hours.
耐湿性	Humidity ΔR +/-1.0 %	60 °C, 90 to 95%RH, D.C. 1W, 1000hours.
温度サイクル	Temperature Cycle ΔR +/-1.0 %	-55 °C, 30 min., +155 °C 30min., 5 cycles.
絶縁抵抗	Insulation Resistance Over 1000 MΩ	Between terminals and flange.
耐振性	Vibration ΔR +/-0.5 %	Note 2
難燃性	Flammability UL94V-0	For resistor body
重量	Weight 14 g	

Note 1: Torque: Mounting 1.6Nm max, 1.0Nm recommend.
Note 2: IEC60068-2-6, displacement 0.75mm or acceleration 100m/sec², 10Hz-54Hz sweep, 10 cycles X-Y-Z direction.



番号	部品名	材質
1	Flange	Ni plated copper
2	Molding	Epoxy resin
3	Case	Epoxy resin
4	Resistor	Thick film
5	Substrate	Alumina ceramics
6	Wire Terminals	Insulation wire

品目番号 Ordering Information

形式	温度係数	抵抗値	許容差	コード	摘要
RPL100	A	10R0	J	Z05	
RPL100	A (100ppm)	10 Ω	J (5%)	Z05	RoHS, tray package
		E24+ (*)			

(*)Resistance value is available following modified E24, +E24, when request for optional resistance please call factory.

1.0	1.1	1.2	1.3	1.5	1.6	1.8	2.0	2.2	2.4	2.5	2.7	3.0	3.3
3.6	3.9	4.0	4.3	4.7	5.0	5.1	5.6	6.2	6.8	7.5	8.0	8.2	9.1

20200201