


300W, 2kV, 薄型高電力抵抗器  
300W

CHASSIS MOUNTING NON-INDUCTIVE  
QUICK CONNECT HIGH POWER RESISTORS

RPL320F



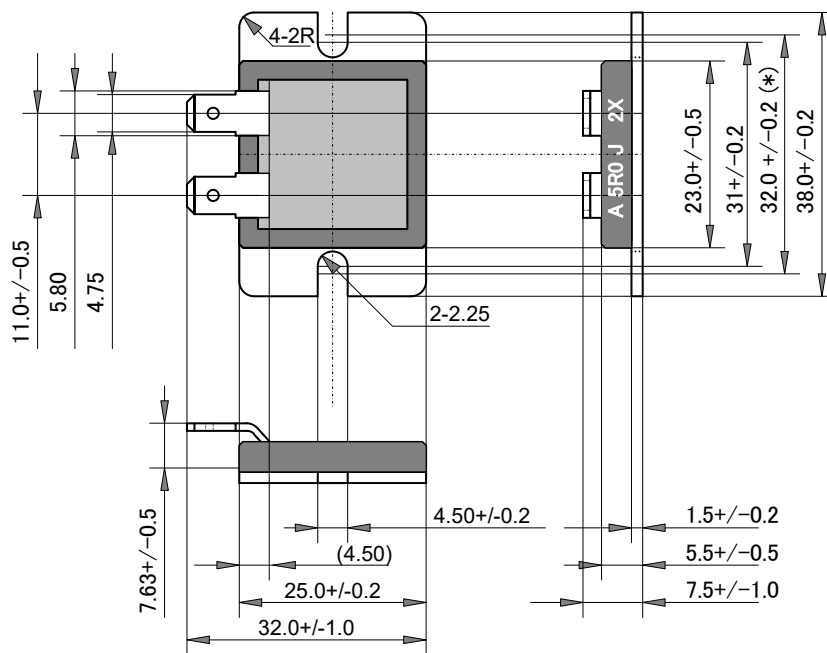
特長・用途

#110 ブレード端子、薄型、2kV 耐圧、放熱シャーシ取付方式の 300W 高電力抵抗器。  
 小型ですから、直列インダクタンスは少なく、パルス回路、高周波回路に最適。  
 2 個の M4 ねじにて簡単に取り付けることが可能。  
 抵抗器の高さは 5.5mm ときわめて低く、端子は、被覆電線。端子の数は、2 個  
 パワーエレクトロニクス機器の、フィルタ抵抗、スナバ抵抗、サージ抵抗、ゲート抵抗、ブリーダ抵抗、負荷抵抗、ダンピング抵抗など。  
 注記：RPL310 は、RPL320 に変更いたしました。

Features and Applications

Quick connect, flat type, 300W high power resistor. Attaching an air-cooled heat sink or water-cooling necessary.  
 Rated power is 300W.  
 #187 quick connect tab terminals easy to assemble.  
 Higher density packing, vibration-proof, insulation withstand voltage and perfect heat dissipation possible.  
 Applications include harmonic filter, snubber resistors, surge protection, breeder resistor, dummy load, gate resistor, dumping resistor for automotive electronics, power supplies, pulse generators, high frequency amplifiers, theater audio equipment, etc.

外形寸法      Dimensions (mm)



RPL320F

300W, 2kV, 薄型高電力抵抗器

RPL320F

CHASSIS MOUNTING NON-INDUCTIVE FLAT TYPE HIGH POWER RESISTORS

品目番号 Ordering Information

形式 RPL320F	温度係数 A	抵抗値 10R0	許容差 J	コード Z05	摘要
RPL320F	A (100ppm)	10 ohm	J (5%)	Z05	RoHS, tray package
		E24+ (*)			

(\*)Resistance value is available following modified E24, +E24, when request for optional resistance please call factory.

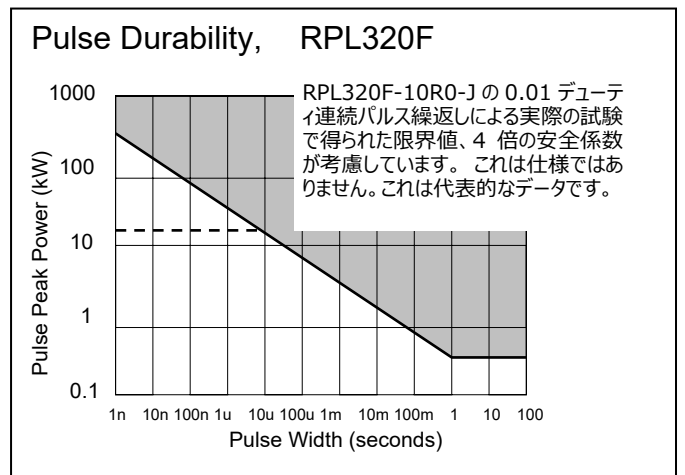
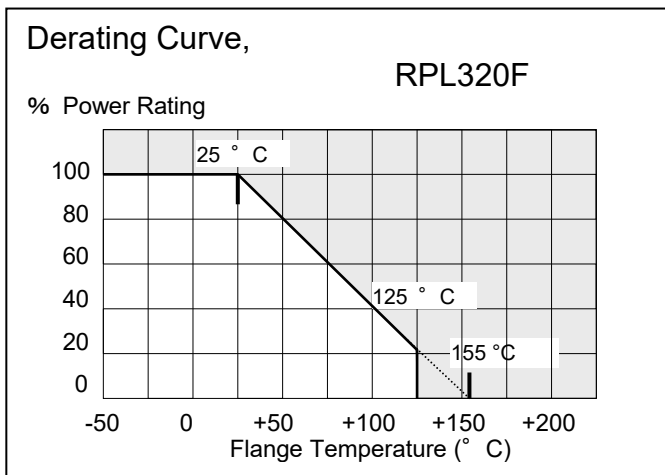
1.0	1.1	1.2	1.3	1.5	1.6	1.8	2.0	2.2	2.4	2.5	2.7	3.0	3.3
3.6	3.9	4.0	4.3	4.7	5.0	5.1	5.6	6.2	6.8	7.5	8.0	8.2	9.1

性能仕様 Specifications and Performances

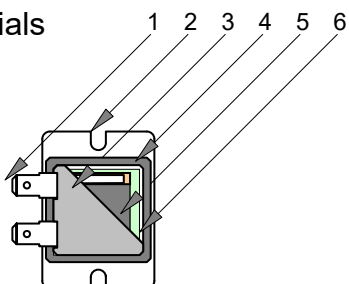
項目	--	Specifications	Conditions
定格電力	Rating Power	300 W	At flange temperature -55 to +25 °C
熱抵抗	Heat Resistance	0.32 °C/W	From resistor to flange
抵抗値	Resistance Range	0.1 Ω to 1MΩ	Lowest 0.1 ohm is available, 0.1ohm – 1Mohm
抵抗値	Nominal Resistance	E24+	Modified E24, additionally, 2.0 and 5.0.
温度係数	TCR	+/-100 ppm/K (A)	For -55 to +155 °C
許容差	Tolerance	+/-5% (J)	
動作温度範囲	Operation Temp.	-55 to +155 °C	At flange element surface
最高使用電圧	Max. Applied Voltage	$E = \sqrt{P \cdot R}$ or 1000V	
絶縁耐電圧	Withstanding Voltage	2000 VAC	60 seconds between terminals and flange. Leak current below 0.5mA
負荷寿命	Load Life	ΔR +/-1.0 %	Continuous power 1000hours.
耐湿性	Humidity	ΔR +/-1.0 %	60 °C, 90 to 95%RH, DC0.1W, 1000hours.
温度サイクル	Temperature Cycle	ΔR +/-1.0 %	-55 °C, 30 min., +155 °C 30min., 5 cycles.
絶縁抵抗	Insulation Resistance	Over 1000 MΩ	Between terminals and flange.
耐振性	Vibration	ΔR +/-0.5 %	Note 2
難燃性	Flammability	UL94V-0	For resistor body
重量	Weight	24 grams	

Note 1: Torque: Mounting 1.6Nm max, 1.0Nm recommend.

Note 2: IEC60068-2-6, displacement 0.75mm or acceleration 100m/sec<sup>2</sup>, 10Hz-54Hz sweep, 10 cycles X-Y-Z direction.



Materials



1	Terminals	#187tab terminals
2	Flange	Ni plated copper
3	Molding	Epoxy resin
4	Case	PA6 resin
5	Resistor	Thick film
6	Substrate	Alumina ceramics