

200W, 300W, 600W 高電力抵抗器

CHASSIS MOUNTING NON-INDUCTIVE
HIGH POWER RESISTORS
RPM150, RPM200, RPM250,
RPM300, RPM550, RPM600



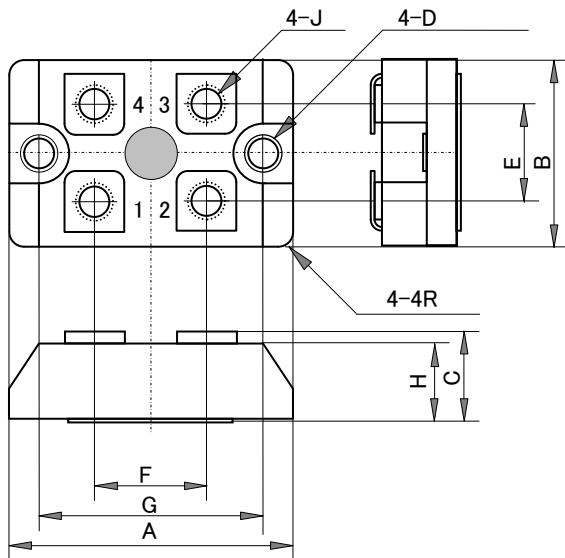
特長・用途

SOT227 型、放熱シャーシ取付方式の 200W から 600W までの高電力抵抗器。
小型ですから、直列インダクタンスは少なく、パワーエレクトロニクス、インバータ回路、パルス回路、高周波回路に最適。
2 個の M4 ねじで簡単に取付けることが可能。
抵抗器の高さは端子面で 11.8mm ときわめて低く、端子は銅板ブスターに直接 M4 ねじで取付可能。
端子の数は、標準は 4 個であって、2 個、3 個に変更可能。
パワーエレクトロニクスのスナバ抵抗、ゲート抵抗、インバータのブリーダ抵抗、スピーカシステムの負荷抵抗、ダンピング抵抗など。

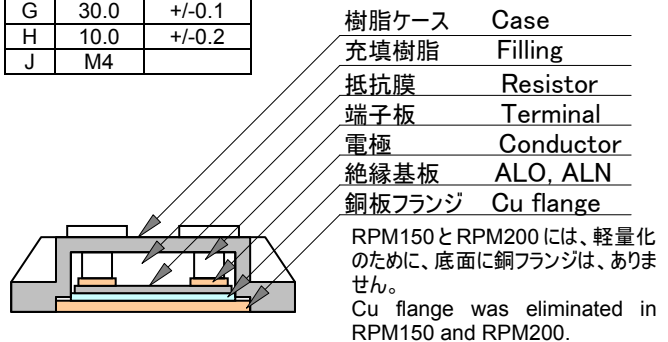
Features and Applications

Small size SOT227, 200W to 600W high power resistor. Install on air-cooled heat sink or water-cooling will be necessary.
200W has light weight, 300W is powered by copper metal flange and 600W has well heat conduction ceramics, ALN substrate. RPM series has 6 types of circuit configuration for each customer's applications. M4 screw terminals, very low series inductance make small sized high performance power electronics. Higher density packing, vibration-proof and perfect heat dissipation possible.
Applications include snubber resistors for power supplies, gate resistors, pulse generators, high frequency amplifiers, dumping resistance of theater audio equipment.

外形寸法と回路 Dimensions

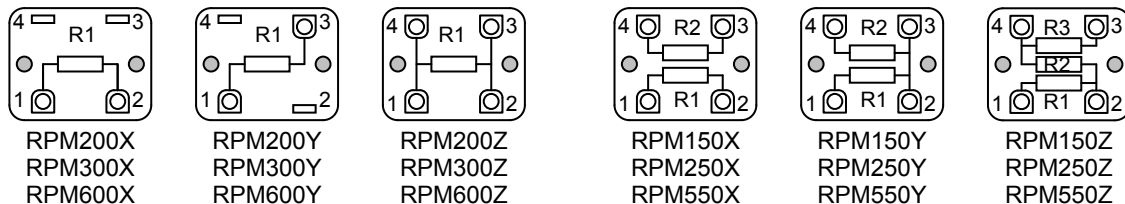


	mm	+/- mm
A	38.0	+/-0.2
B	25.0	+/-0.2
C	11.8	+/-0.5
D	4.2	+/-0.1
E	13.0	+/-0.3
F	15.0	+/-0.4
G	30.0	+/-0.1
H	10.0	+/-0.2
J	M4	



注記: 端子のねじの深さは最大 6mm、ねじは付属していない。Note: Depth of terminal screw is max 6mm-M4. Screw is not attached.

端子接続 Schematics



高電力抵抗器 RPM150, RPM200, RPM250, RPM300, RPM550, RPM600 CHASSIS MOUNTING NON-INDUCTIVE HIGH POWER RESISTORS

形名称呼 Ordering Information

RPM600	Z	A	100ohm	J	Z00
RPM150	X	A (100ppm)	100ohm	J (5%)	Z00
RPM200	Y		R1=R2=R3		(RoHS)
RPM250	Z		E12+		
RPM300					
RPM550					
RPM600					

電氣的仕様 Specifications and Performances

		RPM150	RPM250	RPM200	RPM300	Conditions
定格電力	Rating Power	150 W	250W	200W	300 W	At flange temp. -55 to +25 deg C
接続	Configuration	XYZ	XYZ	XYZ	XYZ	
重量	Weight	20.0gr	30.0gr	20.0gr	30.0gr	
熱抵抗	Thermal Resist.	0.5K/W	0.32 K/W	0.5 K/W	0.32 K/W	
抵抗器	Single or Dual	More than one		One resistor		Same resistance, R1= R2= R3
抵抗値	Resistance Range	0.1Ω to 100KΩ		0.1Ω to 100KΩ		only single Z connection at 0.1-1.0Ω
公称抵抗値	Resistance	E12+		E12+		Additionally, 2.5 and 5.0.
温度係数	TCR	+/-100 ppm/K(A)		+/-100 ppm/K(A)		For -55 to +120 C, typical >1ohm
許容差	Tolerance	+/-5%(J)		+/-5%(J)		1% optional
動作温度範囲	Operation Temp.	-55 - +155 deg C		-55 - +155 deg C		
最高使用電圧	Max. Voltage	$E = \sqrt{P \cdot R}$				
絶縁耐電圧	Withstanding	2500 VAC				60 seconds.
負荷寿命	Load Life	+/-1.0 %				25C, 90 min.ON, 30min.OFF, 1000h.
耐湿性	Humidity	+/-1.0 %				40C, 90 to 95%RH, DC0.1W, 1000h.
温度サイクル	Tem. Cycle	+/-1.0 %				Note 1
短時間過負荷	Short Time OL	---				Note 2
絶縁抵抗	Insulation	Over 1000 Meg Ω				Between terminals and flange.
耐振性	Vibration	+/-0.25 %				Note 4
難燃性	Flammability	UL94V-0				

		RPM550	RPM600	Conditions
定格電力	Rating Power	600 Watts	600 Watts	At flange temp. -55 to +25 deg C
接続	Configuration	XYZ	XYZ	
重量	Weight	30.0gr	30.0gr	
熱抵抗	Thermal Resist.	0.11 K/W	0.11 K/W	
抵抗器	Single or Dual	More than one	One resistor	Same resistance, R1= R2= R3
抵抗値	Resistance Range	50Ω to 500Ω	50Ω to 1KΩ	
公称抵抗値	Resistance	E12+	E12+	Additionally, 2.5 and 5.0.
温度係数	TCR	+/-100 ppm/K(A)	+/-100 ppm/K(A)	For -55 to +120 C, typical
許容差	Tolerance	+/-5%(J)	+/-5%(J)	1% optional
動作温度範囲	Operation Temp.	-55 - +155 C	-55 - +155 C	
最高使用電圧	Max. Voltage	$E = \sqrt{P \cdot R}$		
絶縁耐電圧	Withstanding	2500 VAC		60 seconds.
負荷寿命	Load Life	+/-1.0 %		25C, 90 min.ON, 30min.OFF, 1000h.
耐湿性	Humidity	+/-1.0 %		40C, 90 to 95%RH, DC0.1W, 1000h.
温度サイクル	Temp Cycle	+/-1.0 %		Note 1
短時間過負荷	Short Time OL	---		Note 2
絶縁抵抗	Insulation	Over 1000 Meg Ω		Between terminals and flange.
耐振性	Vibration	+/-0.25 %		Note 4
難燃性	Flammability	UL94V-0		

Note1: -55C, 30 min., +120 deg C 30min., 20cycles.

Note2: Several seconds overload can not be applied.

Note3: Torque: Terminal 1.0Nm max, 0.6Nm recommend. Mounting 1.6Nm max, 1.0Nm recommend.

Note 4: IEC60068-2-6, displacement 0.75mm or acceleration 100m/sec², 10Hz-54Hz sweep, 10 cycles X-Y-Z direction.

高電力抵抗器 RPM150, RPM200, RPM250, RPM300, RPM550, RPM600
CHASSIS MOUNTING NON-INDUCTIVE HIGH POWER RESISTORS

電氣的性能 Performances

