


リード付高周波減衰器
VHF/UHF THROUGH-HOLE ATTENUATOR

RFA-50T, RFA-75T,
RFA-300T, RFA-600T



特長・用途

特性インピーダンス 50-75-300-600 オームの高周波減衰器。
集中定数形 T 回路、SIP 型のリード付きの減衰器。
Ni-Cr 薄膜技術による優れた温度安定性と長期寿命。
半導体試験機器、通信機器、高周波電源装置、高周波計測機器用の、信号減衰回路、インピーダンス整合回路。

Features and Applications

RF attenuators with 50ohm, 75ohm, 300ohm and 600ohm characteristic impedance and T schematic. For through hole applications. SIP and DIP. Long life and temperature stability a result of Ni-Cr thin film and alumina substrates. RFA series useful in isolation circuits, data transmission, mobile, RF applications and measurements

性能・仕様 Specifications and Performances

形式 Model	形状 Type	Characteristic Impedance	減衰量 Attenuation	周波数 Frequency	定格電力 Rate Power
RFA-50TF	T-SIP 2.54pitch leads	50 ohm	2,3,4,5,6,7,8,9,10,16, 20,30,32 dB	DC-100MHz	0.25W
RFA-75TF	T-SIP 2.54pitch leads	75 ohm	2,3,4,5,6,7,8,9,10,16, 20,30 dB	DC-100MHz	0.25W
RFA-300TF	T-SIP 2.54pitch leads	300 ohm	2,3,4,5,6,7,8,9,10,16, 20,30 dB	DC-100MHz	0.25W
RFA-600TF	T-SIP 2.54pitch leads	600 ohm	2,3,4,5,6,7,8,9,10,16, 20,30 dB	DC-100MHz	0.25W
RFA-50T	T-SIP 5.0pitch leads	50 ohm	2,3,4,5,6,7,8,9,10,16, 20,30,32 dB	DC-100MHz	0.50W
RFA-75T	T-SIP 5.0pitch leads	75 ohm	2,3,4,5,6,7,8,9,10,16, 20,30 dB	DC-100MHz	0.50W
RFA-300T	T-SIP 5.0pitch leads	300 ohm	2,3,4,5,6,7,8,9,10,16, 20,30 dB	DC-100MHz	0.50W
RFA-600T	T-SIP 5.0pitch leads	600 ohm	2,3,4,5,6,7,8,9,10,16, 20,30 dB	DC-100MHz	0.50W

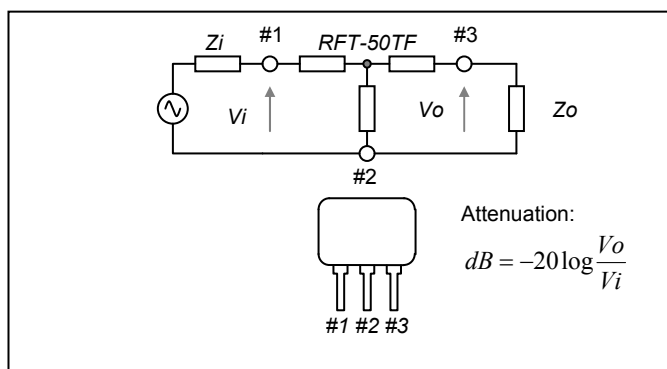
注記: 1dB と 40dB については、工場にお問合せください。Note: 1db and 40dB are optional, consult factory.

形名呼称 Ordering Information

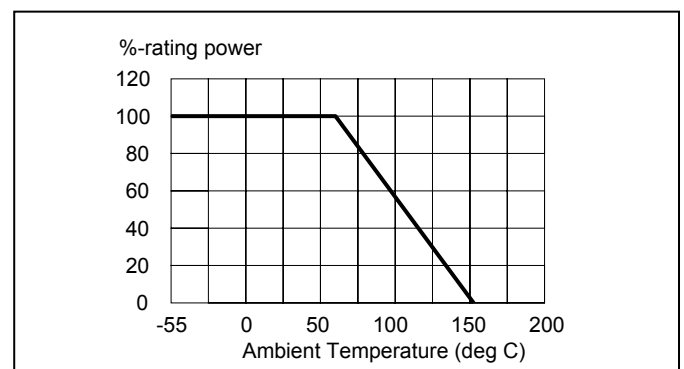
Model RFA-50TF	Attenuation 6dB	Imp. Tolerance F (1%)	RoHS Z00	Note ---
RFA-50TF	2dB	F (+/-1%)	Z00	---
RFA-75TF	3dB			
RFA-300TF	4dB			
RFA-600TF	5dB, 6dB, 7dB			
	8dB, 9dB			
RFA-50T	10dB			
RFA-75T	16dB			
RFA-300T	20dB			
RFA-600T	30dB			
	32dB(*)			

(*): Attenuation 32dB is optional only for RFA50TF and RFA50T.

回路接続 Pin Assignment



負荷軽減 Power Derating

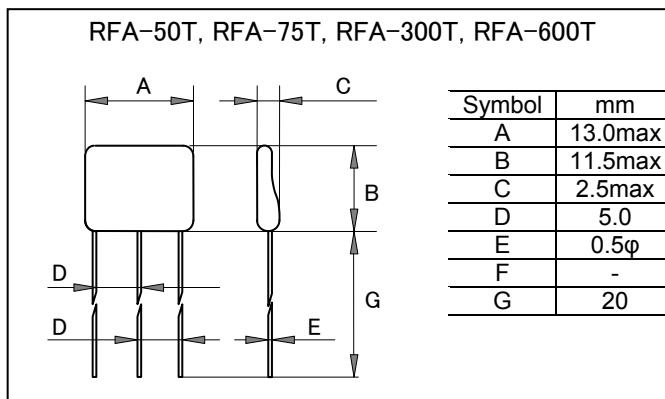
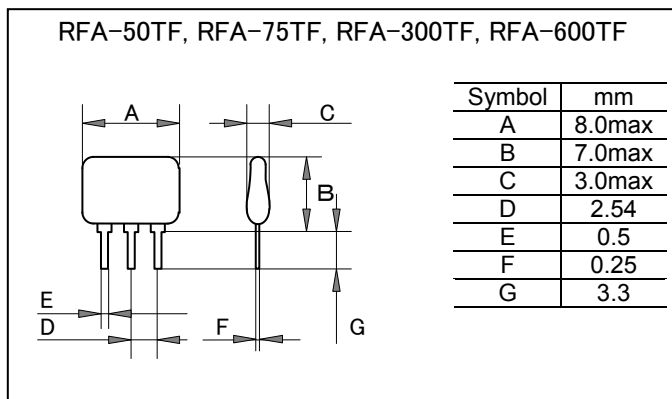


リード付高周波減衰器

VHF/UHF THROUGH-HOLE ATTENUATORS

RFA-50T, RFA-75T, RFA-300T, RFA-600T

外形寸法 Dimensions



性能・仕様 Performances

項目 Items	仕様 Specifications	条件 Test Methods
インピーダンス許容差 Tolerance of Impedance	+/-1% (F)	Input dc resistance in terminating output port with precision resistor.
減衰量許容差 Tolerance of Attenuation	+/-1%	Output dc volt in terminating output port with precision resistor when 1V stable dc source connect to input port.
インピーダンス温度係数 TCR of Impedance	+/-50ppm/deg C	TC of input DC resistance in terminating output port with precision resistor
減衰量温度係数 TCR of Attenuation	+/-50ppm/deg C	Output dc volt TC in terminating output port with precision resistor when 1V stable dc source connect to input port.
定格温度範囲 Rating Temperature	+70 deg C	-55 deg C to +70 deg C at rating power (Operating: +155deg C)
はんだ耐熱性 Soldering Heat	+/-1%	350°C, 3 seconds, dipping
はんだ付け性 Solder-ability	75% Covered	350°C, 3 seconds, dipping
耐湿性 Humidity	+/-1%	40°C, -95%RH, DC0.1W, 1000H
負荷寿命 Load Life	+/-1%	70°C, 90minON, 30minOFF, 100H
耐振性 Vibration	+/-1%	
動作温度範囲 Operating Temperature	-55 - +155 deg C	
保存温度範囲 Storage Temperature	-55 - +155 deg C	

注記事項:

高周波減衰器、RFA-50TS, RFA-300B, RFA-600B, RFA-85FD, RFA-85FC はいずれも生産を終了しています。ご要望がなさるときは、工場に問い合わせてください。

Remarks:

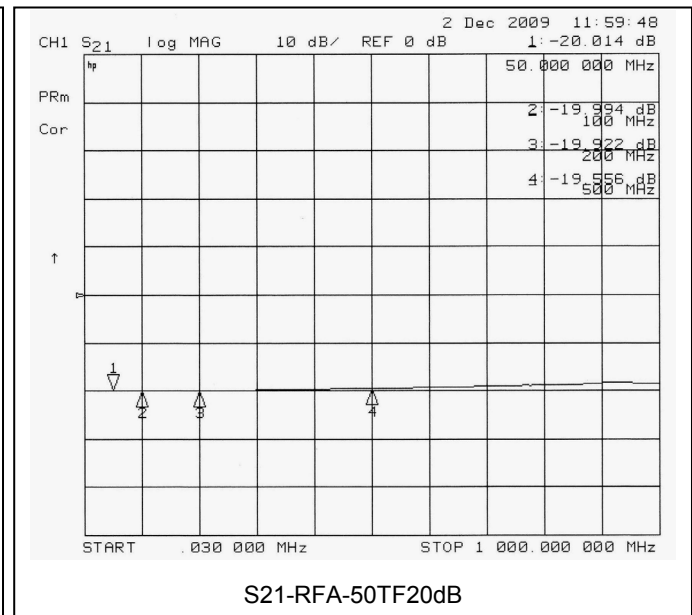
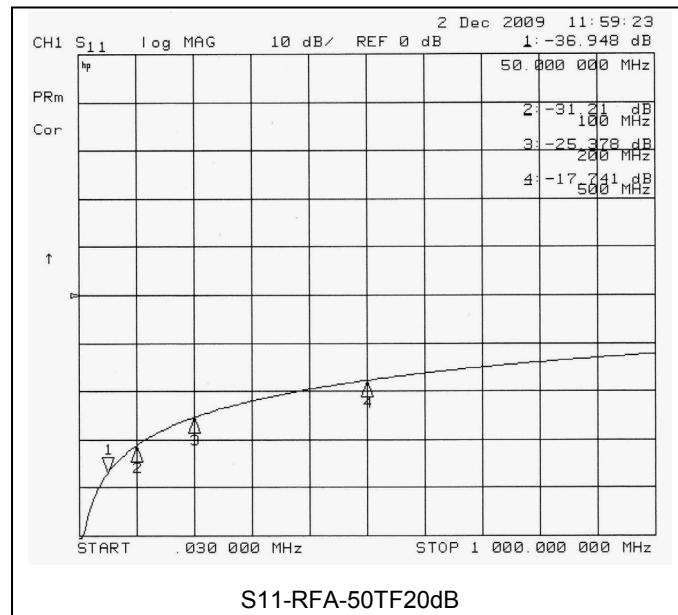
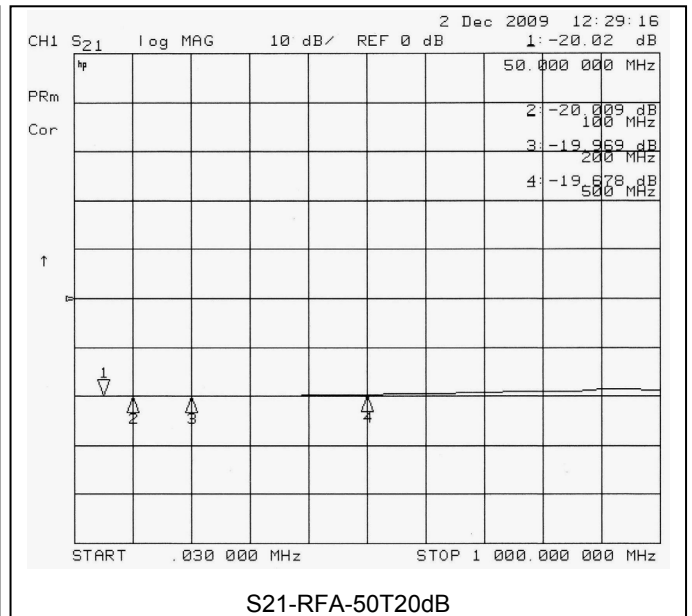
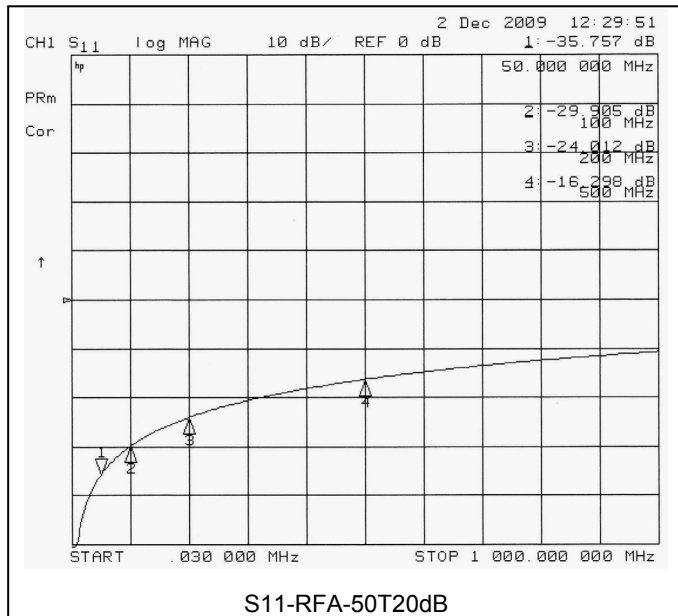
Attenuators, RFA-50TS, RFA-300B, RFA-600B, RFA-85FD, RFA-85FC were discontinued, when request please call our factory.

リード付高周波減衰器

VHF/UHF THROUGH-HOLE ATTENUATORS

RFA-50T, RFA-75T, RFA-300T, RFA-600T

RF Characteristics, Typical



Note: Transformation between VSWR and S11:

$$VSWR = \frac{1 + |\Gamma|}{1 - |\Gamma|} \dots\dots |\Gamma| = 10^{-\frac{S11}{20}}$$

$$|\Gamma| = \frac{VSWR - 1}{VSWR + 1} \dots\dots S11 = -(-20 \log |\Gamma|)$$